

Instruction for use

The following instructions contain important product information. Please read carefully and keep this leaflet should you need to read them again. If you need more information or advice, please consult your doctor or pharmacist. In the event your symptoms worsen or do not improve, you should contact a doctor immediately.

HYCOSAN Shield®

Soothes gritty and dry eyes by replenishing tear lipids.

Sterile, preservative and phosphate free eye drops.

What is HYCOSAN Shield® and what is it used for?

HYCOSAN Shield® is water-free, preservative-free liquid eye drops.

HYCOSAN Shield® lubricates the eye surface, stabilizing the tear film and relieving symptoms associated with Dry Eye.

Composition:

HYCOSAN Shield® only contains perfluorohexyl-octane.

What you need to know before using HYCOSAN Shield®?

Do not use HYCOSAN Shield® if you are hypersensitive (allergic) to the ingredient perfluorohexyl-octane.

Take special care with HYCOSAN Shield® if you are currently using other eye medication. If you use any other eye drop medication please allow at least 30 minutes after the application and before applying HYCOSAN Shield®. HYCOSAN Shield® should always be used last.

It is advised not to use HYCOSAN Shield® with contact lenses due to lack of data concerning compatibility of HYCOSAN Shield® with the contact lens materials.




Use in pregnant or breastfeeding women and children:

Due to the lack of safety data, use of HYCOSAN Shield® is not recommended in pregnant or breastfeeding women and children.

How to use HYCOSAN Shield®?

Unless otherwise instructed by your physician and depending on the severity of your symptoms, use 4 times daily by squeezing one drop inside the lower eyelid. If necessary, HYCOSAN Shield® can be used daily.

HYCOSAN Shield® is a unique product and is dispensed from the bottle using a slightly different method to conventional eye drops. Therefore, please read below instructions carefully before use.

1. Wash your hands before use.
Remove the cap & tamper-proof ring 
2. Hold the bottle upright and gently squeeze. 
3. Turn the bottle upside down and then release. Air is drawn through the liquid into the bottle. 
4. Bend your head slightly backwards and gently pull down your lower eyelid. It helps to look at a point on the ceiling.

5. Hold the bottle vertically above the eye and lightly squeeze the bottle to allow a single drop to fall into the pocket formed in the lower eyelid. Repeat this process in the other eye.



Please note: Due to HYCOSAN Shield® special properties, you may not feel the drop entering the eyelid. Should this be the case, it may be helpful to use a mirror to aid application.

6. Ensure you do not touch the tip of the bottle off your eyes or eyelashes.
7. To ensure uniform distribution of HYCOSAN Shield®, close your eyes after application of the drops.
8. Replace the cap back on the bottle after use.

HYCOSAN Shield® can be used for 6 months after first opening.

Possible side effects of the treatment with HYCOSAN Shield®

In some cases, transient eye irritations like burning, itching or redness of the eye and temporary blurred vision have been reported after application of HYCOSAN Shield®. If you experience long lasting irritation of the eyes, stop the treatment and seek advice with your doctor or pharmacist. Please report serious incidents to the manufacturer and to the competent authority.

Further information:

Do not use HYCOSAN Shield® if the bottle or the original seal is damaged (☹).

Note the date of first opening on the outer packaging.

Do not use HYCOSAN Shield® after the imprinted expiry date (🕒).

Keep out of the reach and sight of children.

Do not drink the liquid.

Do not store above 25 °C (🌡^{25 °C}).

The following package sizes are available:

Pack of 3 ml eye drops.

Sample not for sale: pack of 1 ml eye drops.

The eye drops come in 5 ml bottles for ease of use, consequently they are only half filled. The filling process is constantly controlled to ensure the bottles are not underfilled.

Date of information:

March 2023

🏭 URSAPHARM Arzneimittel GmbH,
Industriestraße 35, 66129 Saarbrücken, Germany

🇬🇧 and UK Responsible Person

SCOPE OPHTHALMICS Ltd.

1st Floor, Unit 4 Amberley Court
Whitworth Road, County Oak Way

Crawley, West Sussex, RH11 7XL

Freephone: 0800 270 0253

Fax: +44 203 515 9461

Email: info@scopeeyecare.com

www.scopeeyecare.com

CE 0197

MD

STERILE A

Symbol:	Explanation:
	Manufacturer
	Distributor
MD	Medical device
CE	CE mark
STERILE A	Sterilized using aseptic processing techniques
	Do not use if the outer packaging is damaged.
LOT	Lot number
	Expiry date [YYYY-MM]
	Read Instructions for use
	Do not store above 25°C.